最大行程 Maximum stroke	最高速度 top speed	马达容量 Motor capacity	滚珠螺杆 Ball screw	直线滑轨 Straight track
2500mm	2000mm/s	1500W	⌀32mm	25×18-2支

型号表示方式 Model representation

SDM210 - P25 - S500 - M - C7 - 750W - BJ

- SDM210：本机型号 model
- P25：螺杆导程 Screw Lead
- S500：行程 trip
- M：马达位置 Motor position
- C7：螺杆等级 Screw grade
- 750W：伺服马达 Servo motor
- BJ：滑块长度 Slide length

螺杆导程 Screw Lead

P05	05mm
P10	10mm
P25	25mm
P32	32mm

行程 trip

100-2500mm

马达位置 Motor position

BC	马达外露 Motor Exposed
BL	马达左折 Motor On Left Side
BR	马达右折 Motor On Right Side
BM	马达下折 Motor On Lower Side

螺杆等级 Screw grade

C7	C7级
C5	C5级
C3	C3级

伺服马达 Servo motor

1	750W
2	1000W
3	1500W
H	步进电机

滑块长度 Slide length

BJ	标准滑块
DJ	定制滑块

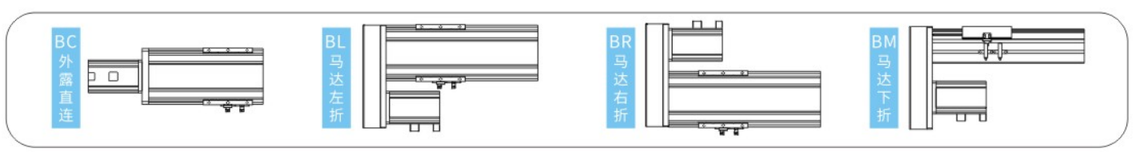

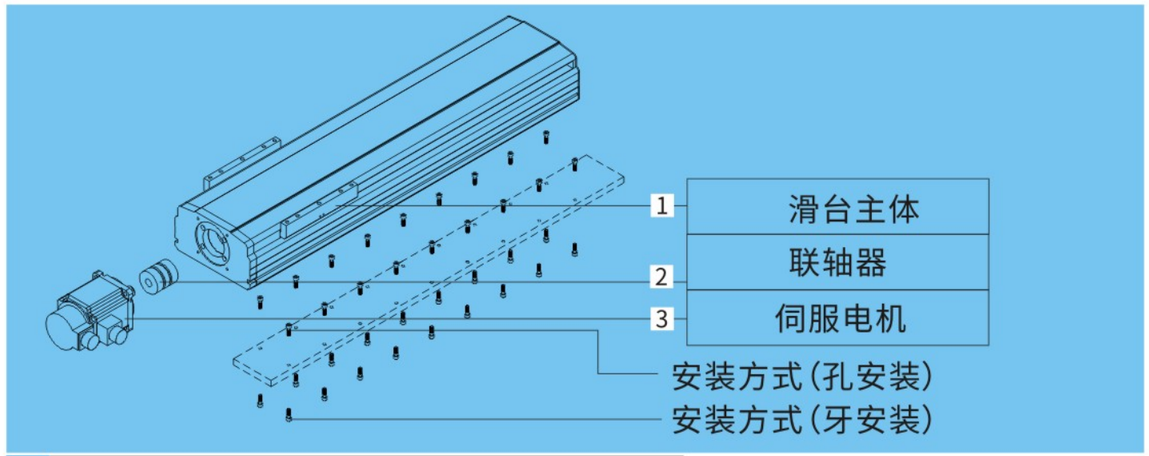

基本样式 basic

性能	位置重复精度 Position repetition accuracy(mm)		±0.01/±0.02			
	螺杆导程 Screw lead(mm)		5	10	25	32
	最高速度 top speed(mm/s)		250	500	1250	1800
	最大可搬重量 Maximum carrying weight	水平使用 Horizontal use(kg)	150	130	120	80
		垂直使用 Vertical use(kg)	100	80	70	60
	标准行程 Standard travel(mm)		100~2500mm/50间隔			
部品	Ac伺服马达容量 AC servo motor capacity(w)		1500			
	滚珠螺杆外径 Outside diameter of ball screw(mm)		C7⌀32			
	高刚性直线滑轨 High rigid straight track(mm)		25×18			
	联轴器 coupling(mm)		LK5-C56-2022WP			
	原点感应器 Home sensor	外挂 Plug in	FC-SPX307Z(NPN)			
			LU674-5NA(NPN)			

容许负载力矩表N.m Allowable Overhang

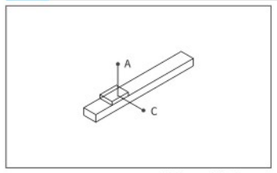

(单位:mm) (Unit:mm)

水平安装		A	C
导程5 Lead	100kg	1000	500
	120kg	800	400
	200kg	600	300
导程10 Lead	90kg	1000	500
	100kg	800	400
	200kg	600	300
导程25 Lead	80kg	1000	500
	100kg	800	400
	200kg	600	300
导程32 Lead	80kg	1000	500
	90kg	800	400
	200kg	600	300

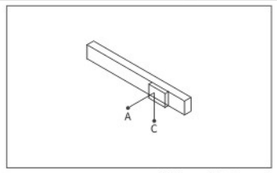

(单位:mm) (Unit:mm)

侧面安装		A	C
导程5 Lead	80kg	800	1200
	100kg	600	1000
	120kg	500	800
导程10 Lead	70kg	800	1200
	80kg	600	1000
	110kg	500	800
导程25 Lead	50kg	800	1200
	80kg	600	1000
	120kg	500	800
导程32 Lead	60kg	800	1200
	70kg	600	1000
	80kg	500	800

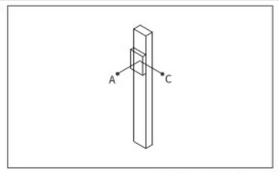

(单位:mm) (Unit:mm)

垂直安装		A	C
导程5 Lead	80kg	1100	900
	120kg	1000	800
	150kg	900	700
导程10 Lead	80kg	1100	900
	100kg	1000	800
	120kg	900	700
导程25 Lead	80kg	1100	900
	90kg	1000	800
	100kg	900	700
导程32 Lead	80kg	1100	900
	90kg	1000	800
	100kg	900	700

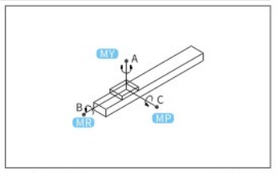

水平使用时 When used horizontally

(单位:N.m)

MY	2500(N.m)
MP	2500(N.m)
MR	2200(N.m)

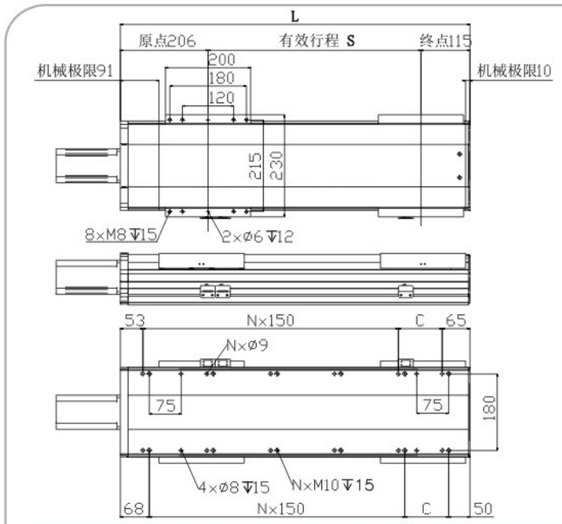

BC 马达外露 Motor Exposed

• CAD图面可至www.dgshihai.com下载 •

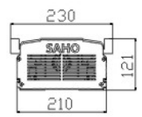

(单位：MM)

有效行程 Stroke	100	150	200	250	300	350	400	450	500	550	600	650	700	750	800	850	900	950	1000	1100	1200	1300	1400	1500
L	421	471	521	571	621	671	721	771	821	871	921	971	1021	1071	1121	1171	1221	1271	1321	1421	1521	1621	1721	1821
C	153	203	103	153	203	103	153	203	103	153	203	103	153	203	103	153	203	103	153	103	203	153	103	203
N	1	1	2	2	2	3	3	3	4	4	4	5	5	5	6	6	6	7	7	8	8	9	10	10
重量(KG)	23.8	25	26.3	27.5	28.7	29.9	31.1	32.3	33.5	34.7	36	37.2	38.5	39.6	40.8	42	43.2	43.5	44.7	47.2	49.5	52	54.5	57

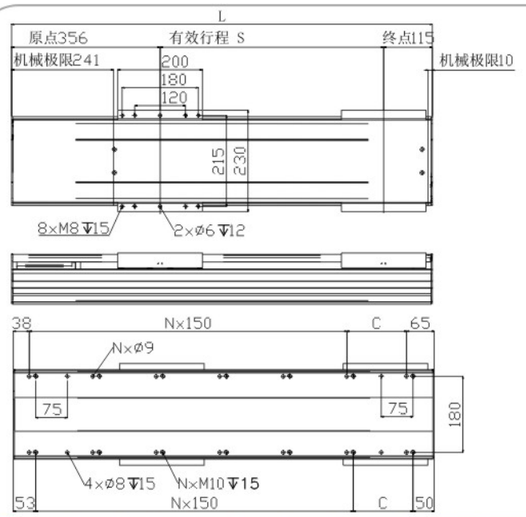

M 马达内置 Motor Built-in

• CAD图面可至www.dgshihai.com下载 •

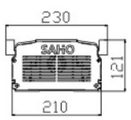

(单位：MM)

有效行程 Stroke	100	150	200	250	300	350	400	450	500	550	600	650	700	750	800	850	900	950	1000	1100	1200	1300	1400	1500
L	571	621	671	721	771	821	871	921	971	1021	1071	1121	1171	1221	1271	1321	1371	1421	1471	1571	1671	1771	1871	1971
C	163	213	113	163	213	113	163	213	113	163	213	113	163	213	113	163	213	113	163	113	213	163	113	213
N	2	2	3	3	3	4	4	4	5	5	5	6	6	6	7	7	7	8	8	9	9	10	11	11
重量(KG)	25.3	26.5	27.8	29	30.2	31.4	32.7	33.9	35.1	36.3	37.5	38.8	40	41.2	42.4	43.6	44.9	46.1	47.3	49.7	52.2	54.6	57.1	59.5

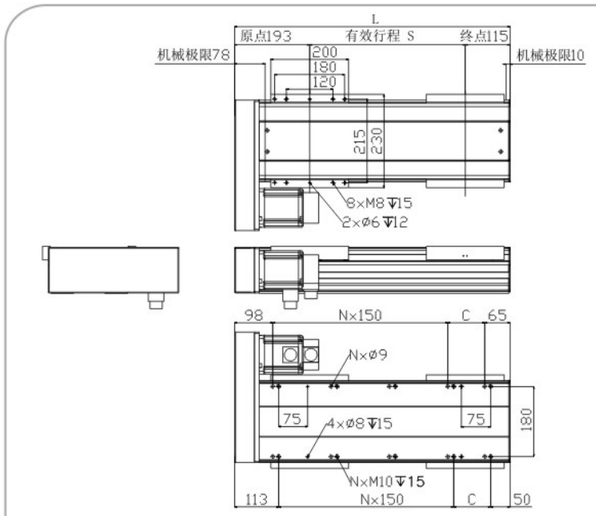

BL 马达左折 Motor On Left

• CAD图面可至www.dgshihai.com下载 •

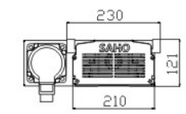

(单位：MM)

有效行程 Stroke	100	150	200	250	300	350	400	450	500	550	600	650	700	750	800	850	900	950	1000	1100	1200	1300	1400	1500
L	408	458	508	558	608	658	708	758	808	858	908	958	1008	1058	1108	1158	1208	1258	1308	1408	1508	1608	1708	1808
C	95	145	195	95	145	195	95	145	195	95	145	195	95	145	195	95	145	195	95	195	145	95	195	145
N	1	1	1	2	2	2	3	3	3	4	4	4	5	5	5	6	6	6	7	7	8	9	10	10
重量(KG)	22.7	23.9	25	26.2	27.5	28.6	29.8	31	32.1	33.4	34.6	35.7	36.9	38	39.2	40.4	41.6	42.9	44	46.5	48.9	51.1	53.5	55.8

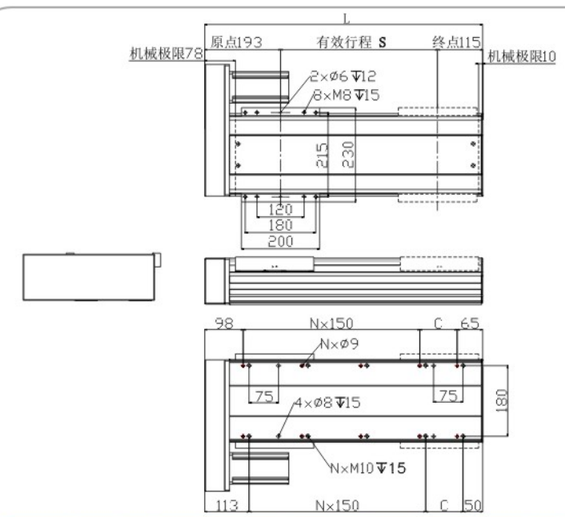

BR 马达右折 Motor On Right Side

• CAD图面可至www.dgshihai.com下载 •

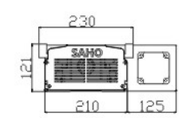

(单位：MM)

有效行程 Stroke	100	150	200	250	300	350	400	450	500	550	600	650	700	750	800	850	900	950	1000	1100	1200	1300	1400	1500
L	408	458	508	558	608	658	708	758	808	858	908	958	1008	1058	1108	1158	1208	1258	1308	1408	1508	1608	1708	1808
C	95	145	195	95	145	195	95	145	195	95	145	195	95	145	195	95	145	195	95	195	145	95	195	145
N	1	1	1	2	2	2	3	3	3	4	4	4	5	5	5	6	6	6	7	7	8	9	10	10
重量(KG)	22.7	23.9	25	26.2	27.5	28.6	29.8	31	32.1	33.4	34.6	35.7	36.9	38	39.2	40.4	41.6	42.9	44	46.5	48.9	51.1	53.5	55.8

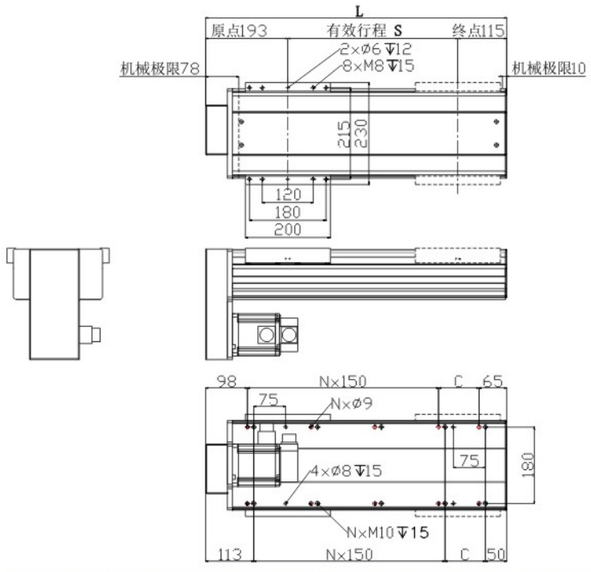

BM 马达下折 Motor On Lower Side

• CAD图面可至www.dgshihai.com下载 •

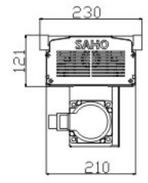

(单位：MM)

有效行程 Stroke	100	150	200	250	300	350	400	450	500	550	600	650	700	750	800	850	900	950	1000	1100	1200	1300	1400	1500
L	408	458	508	558	608	658	708	758	808	858	908	958	1008	1058	1108	1158	1208	1258	1308	1408	1508	1608	1708	1808
C	95	145	195	95	145	195	95	145	195	95	145	195	95	145	195	95	145	195	95	195	145	95	195	145
N	1	1	1	2	2	2	3	3	3	4	4	4	5	5	5	6	6	6	7	7	8	9	9	10
重量(KG)	22.7	23.9	25	26.2	27.5	28.6	29.8	31	32.1	33.4	34.6	35.7	36.9	38	39.2	40.4	41.6	42.9	44	46.5	48.9	51.1	53.5	55.8